

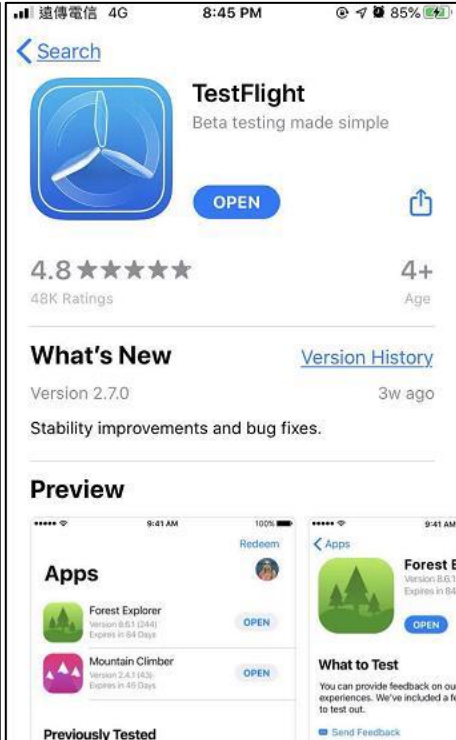



VR500-RW56 software updated instruction

AA02130-00-01

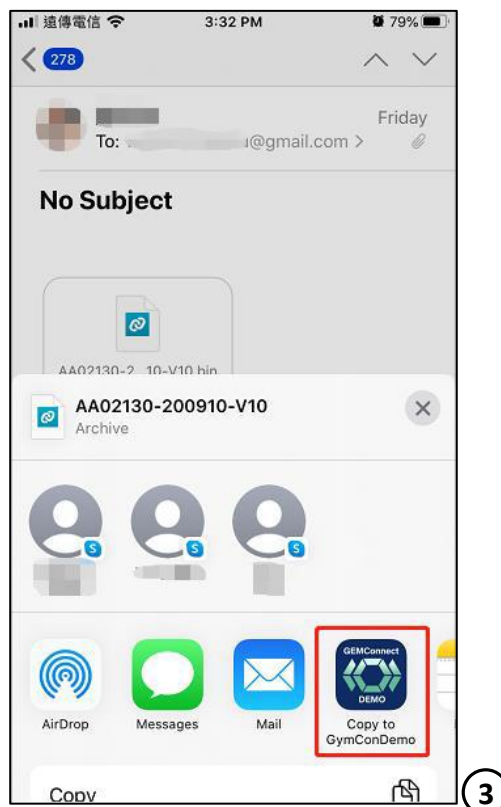
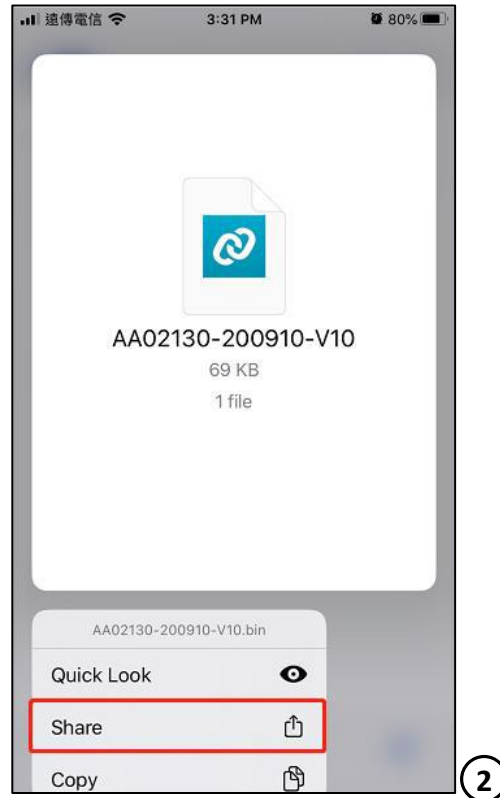
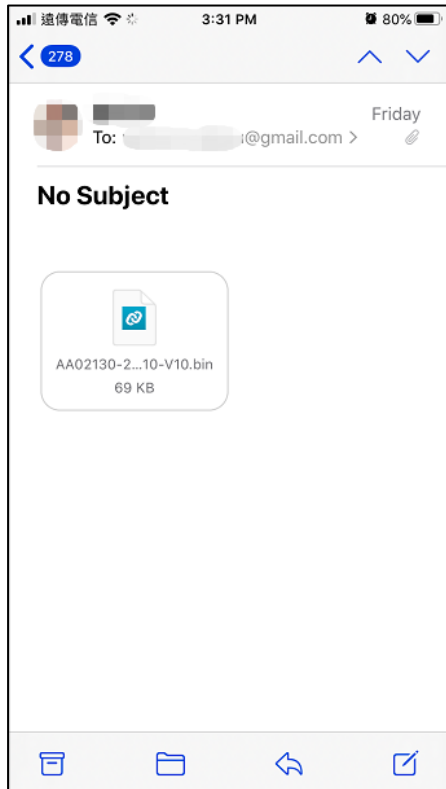
Before you try to update the console software, please download the GEM Connect Demo app from this link: <https://testflight.apple.com/join/q0QWs5ld> (Please noted only IOS system can be used. This demo App will be valid 3 month from the date is downloaded.)

 <h3>Step 1 Get TestFlight</h3> <p>Help developers test beta versions of their apps and app clips using the TestFlight app. Download TestFlight on the App Store for iPhone, iPad, and Apple TV.</p> <p>View in App Store ↗</p> <h3>Step 2 Join the Beta</h3> <p>If you already have TestFlight installed on this device, you can start testing now.</p>  <p>Start Testing</p>	 <p>遠傳電信 4G 8:45 PM 85%</p> <p>Search</p> <h2>TestFlight</h2> <p>Beta testing made simple</p> <p>OPEN</p> <p>4.8 ★★★★★ 48K Ratings</p> <p>4+ Age</p> <h3>What's New</h3> <p>Version 2.7.0 3w ago</p> <p>Stability improvements and bug fixes.</p> <h3>Preview</h3> <p>Apps</p> <ul style="list-style-type: none">Forest Explorer Version 8.6.1 (204) Expires in 24 Days OPENMountain Climber Version 2.4.1 (43) Expires in 45 Days OPEN <p>Previously Tested</p> <p>Send Feedback</p>	<h2>TestFlight</h2> <p>Done</p>  <h3>GEM Connect Demo</h3> <p>Version 1.20 (72) Expires in 31 days</p> <p>ACCEPT</p> <h3>What to Test</h3> <p>Refresh</p> <h3>Terms of Service</h3> <p>When you use GEM Connect Demo, your crash logs, usage information and feedback will be sent to Apple and NPE Inc and may be lin more</p> <h3>App Information</h3> <p>App Details</p>
--	---	--

Upload the “bin.” file to the Gym Connect Demo.

1. Send the software to the email which you may open on your mobile.
2. Press and hold the file then choose “Share”
3. Press “Copy to GymConnectDemo” to send the file to the Gym Connect Demo app. If

couldn't find it, press “More”.



How to get into the console software update mode

1. Turn the power on first, then press & hold the “Bluetooth” and” STOP” buttons at the same time in idle mode.



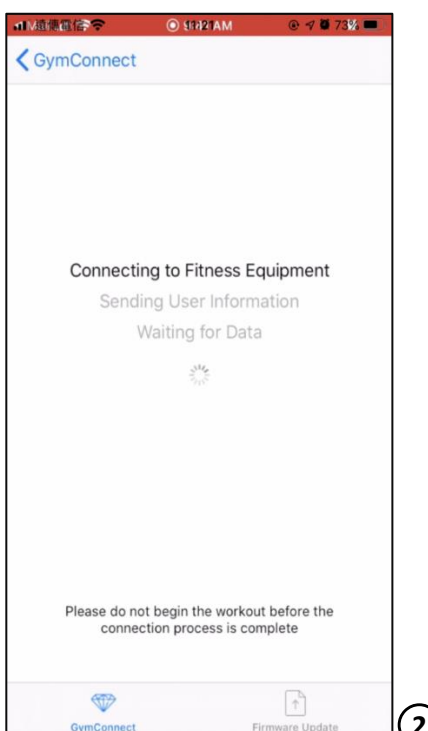
2. The console will display “IAP” and Bluetooth serial number “VR550--XXXXXX”



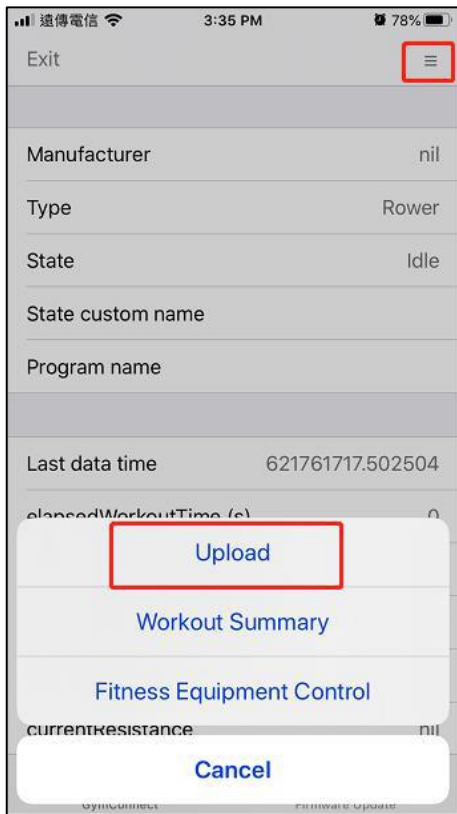
3. Connect the mobile phone with the console, see next step.

Connect with APP and update the console

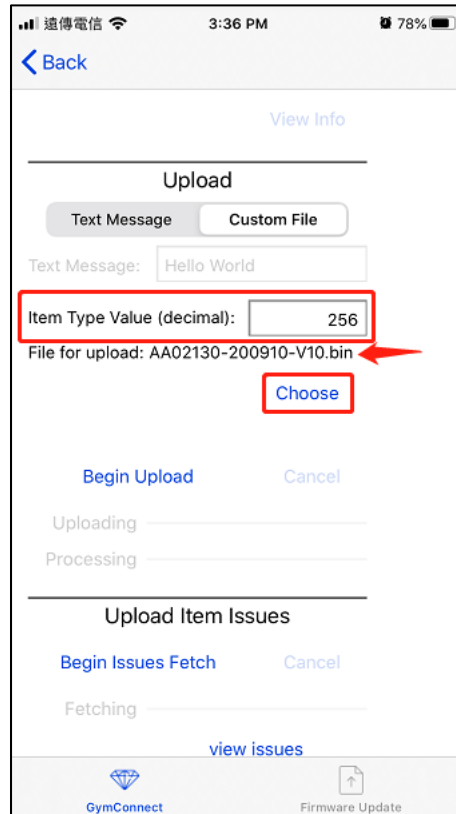
1. Open the GymConnect app and searching the console.(Please make sure the console display “IAP” and do not turn off the console)
2. Press the console Bluetooth serial number “VR550--XXXXXX” and wait for connecting to the console.



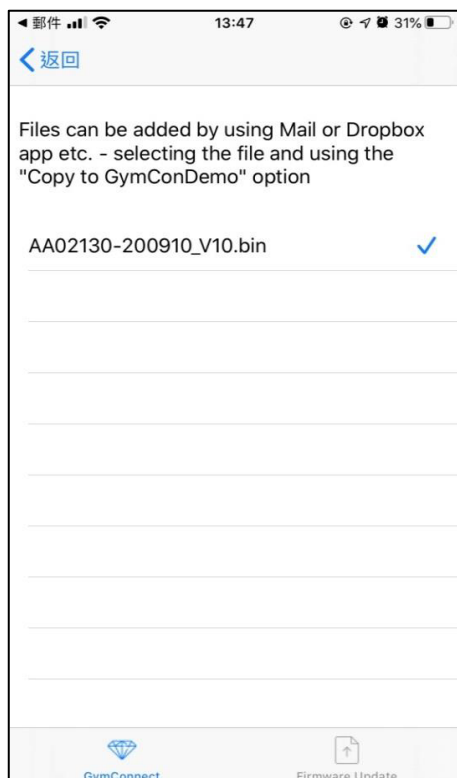
3. Click the button in the upper right corner and choose "Upload"
4. Change the value to 256 (Fixed value) and click "Choose"
5. After into the choose page, choose the software version and press Back to update.
(Please note, the .bin file name below is an example only. Please use the latest software version)
6. Press "Begin Upload". Do not leave the page otherwise it will disconnect and fail.



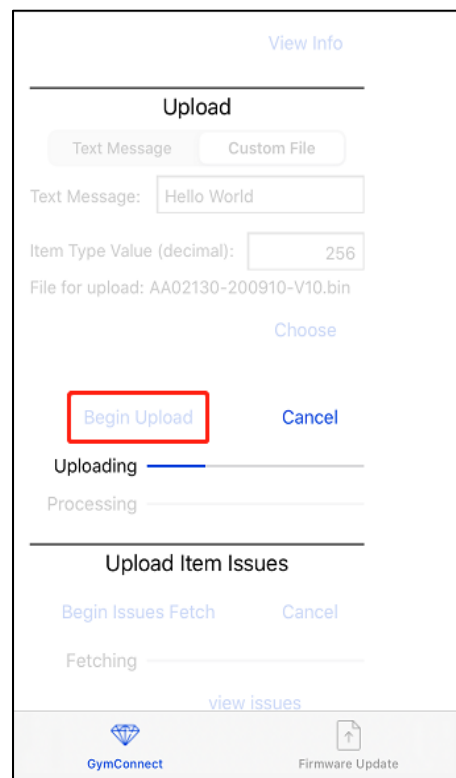
3



4

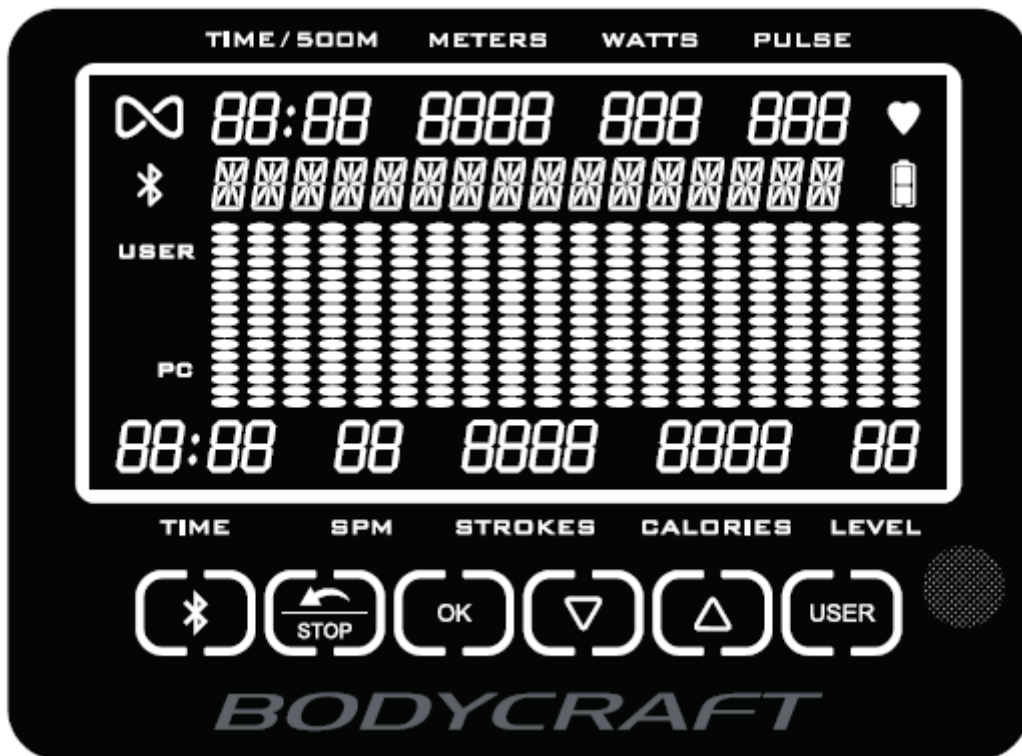
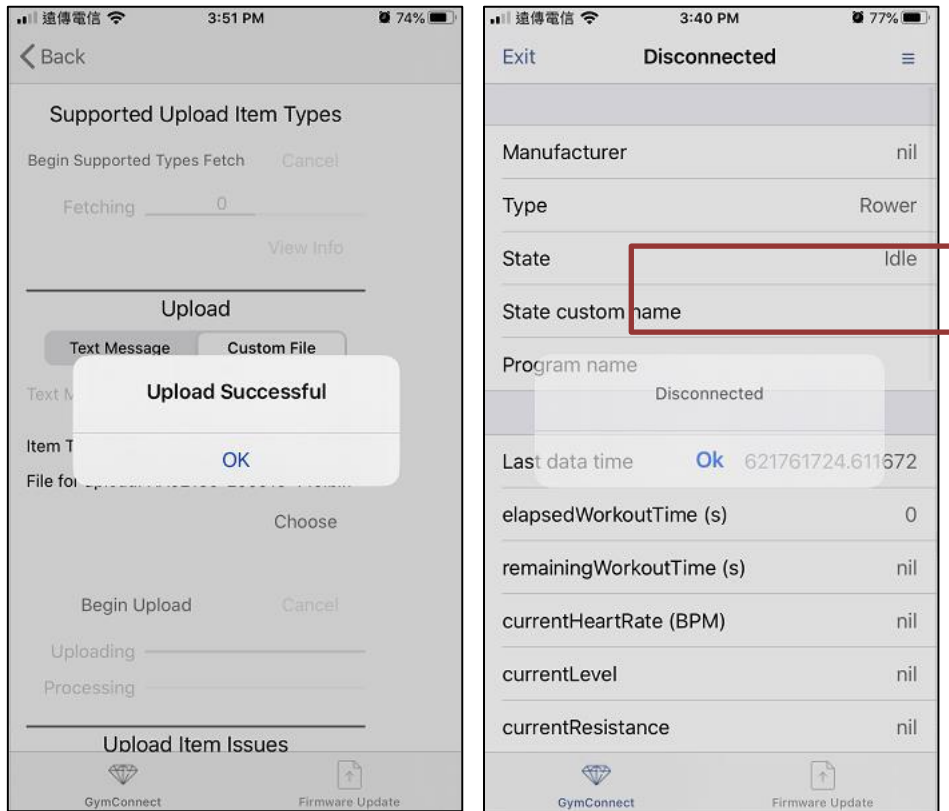


5



6

7. It will take about 3-4 minutes for upload. When the upload completed it will shows “Upload Successful” & “Disconnected”. At this time, the console will reset with a beep sound and full screen display.



8. To leave the OTA update mode, press and hold the “STOP” key for 3 seconds.