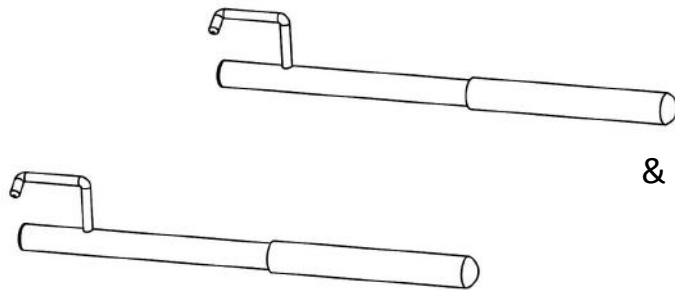


# BODYCRAFT

## F732 Dip Bar Attachment

### Owner's Manual



To see in **FULL COLOR** & additional information, scan this QR code.



Base Lot Number: \_\_\_\_\_

Purchased Date: \_\_\_ / \_\_\_ / \_\_\_\_\_

Dealer's Name: \_\_\_\_\_

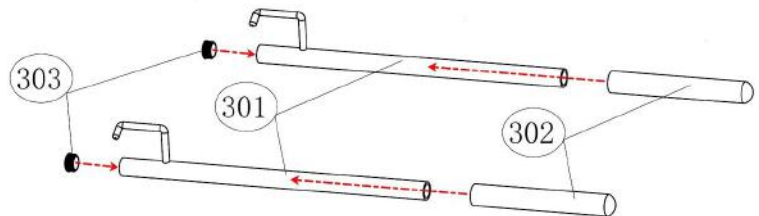
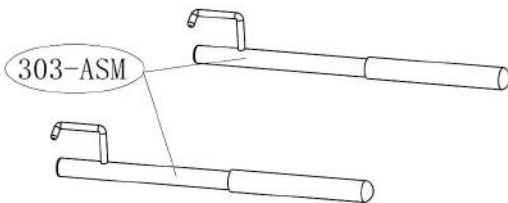
Please register your products at:  
<https://www.bodycraft.com/product-registration/>

**BODYCRAFT**  
Lot Code: F732-YYMDD

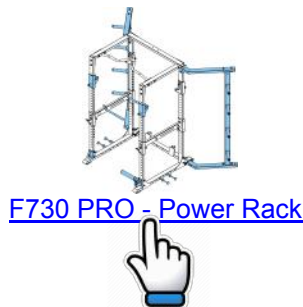
### Assembled Parts & Detailed Parts Lists

Part #	Assembly Parts List	QTY
F732-301-ASM	Dip Bar - Assembly	2

Part #	Detailed Parts List	QTY
F732-301	Dip Bar	2
F732-302	Grip, Rubber, on Dip Bar	2
F732-303	Round Plug, plastic, on Dip Bar	2



### STEP 1: Installation of the F732 Attachment to an F730 PRO (Power Rack) or F738 (RFT PRO)



F732 v1.3